



**INSTRUCTIONS D'ASSEMBLAGE**  
**ASSEMBLY INSTRUCTIONS**

---

**M**ONARCH  
SPECIALTIES INC.

# I 3053

---

**TABLES GIGOGNES -**  
**ENS. 2PCS / TAUPE FONCE / VERRE TREMPE**

**NESTING TABLE -**  
**2PCS SET / DARK TAUPE / TEMPERED GLASS**

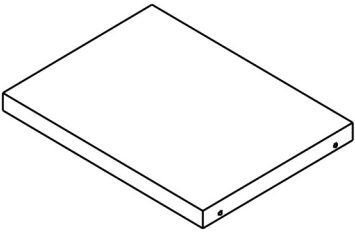
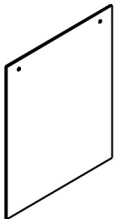
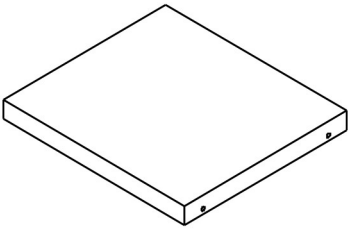
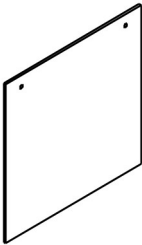



**POUR DE L'ASSISTANCE OU POUR COMMANDER**  
**DES PIÈCES CONTACTEZ NOTRE DÉPARTEMENT**  
**DE SERVICE À LA CLIENTÈLE.**

**FOR ASSISTANCE OR TO ORDER PARTS**  
**CONTACT OUR CUSTOMER SERVICE DEPARTMENT**

**WWW.MONARCHSERVICE.COM**

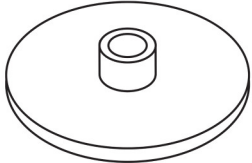

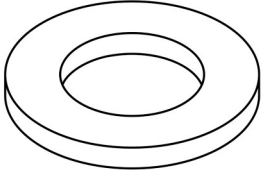
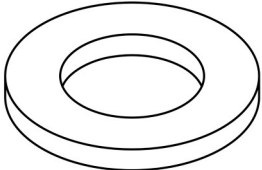
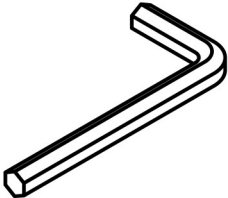
**LISTE DES PIÈCES**  
**PARTS LIST**

PIÈCE / PART #	IMAGE	DESCRIPTION	QTY / QTÉ
1		TABLE TOP (LARGE) DESSUS DE TABLE (GRAND)	1
2		GLASS PANEL (LARGE) PANNEAU EN VERRE (GRAND)	2
3		TABLE TOP (SMALL) DESSUS DE TABLE (PETIT)	1
4		GLASS PANEL (SMALL) PANNEAU EN VERRE (PETIT)	2
5		PLASTIC BAR (LONG) BARRE EN PLASTIQUE (LONG)	2

**LISTE DES PIÈCES**  
**PARTS LIST**

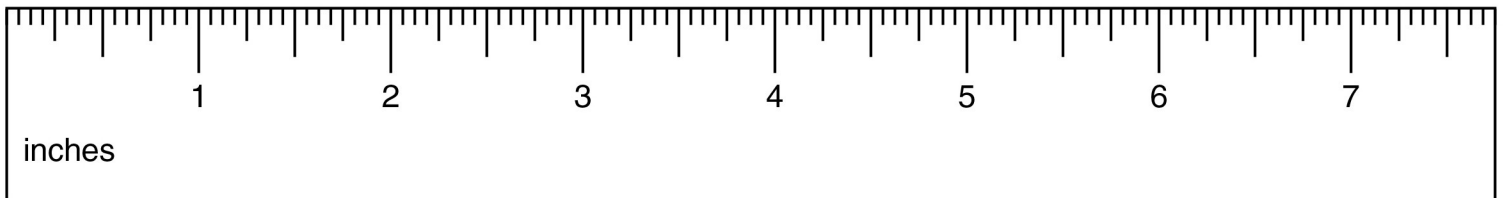
PIÈCE / PART #	IMAGE	DESCRIPTION	QTY / QTÉ
6		PLASTIC BAR (SHORT) BARRE EN PLASTIQUE (COURT)	2

**LISTE DES PIÈCES DE MONTAGE**  
**HARDWARE LIST**

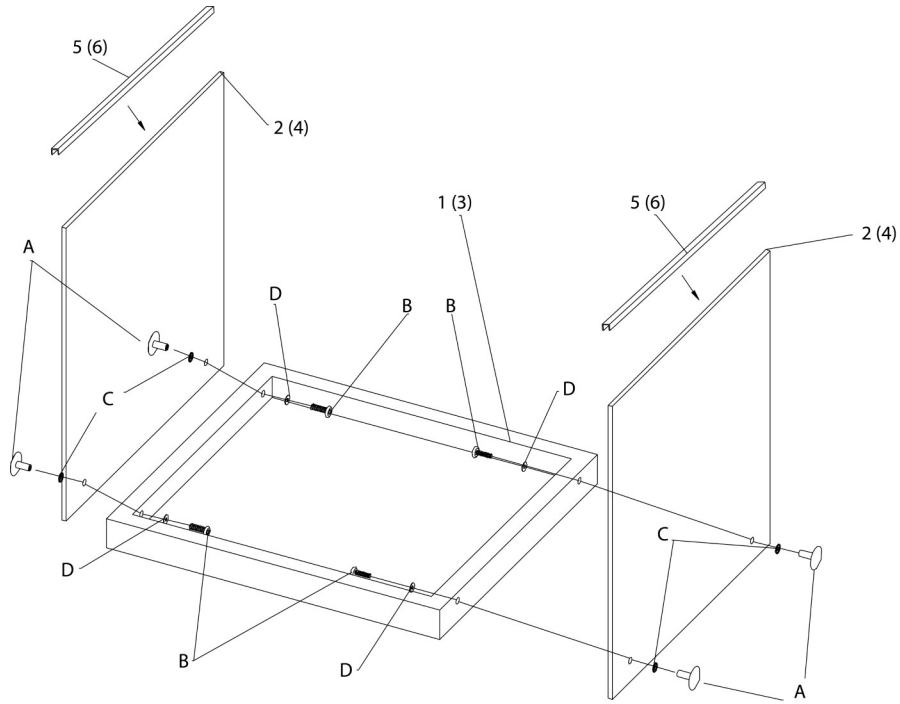
PIÈCE / PART #	IMAGE	DESCRIPTION	QTY / QTÉ
<b>A</b>		<p>CAP - Ø1/4" X 1 3/8"</p> <p>CAPUCHON - Ø1/4" X 1 3/8"</p>	<b>8</b>
<b>B</b>		<p>ASSEMBLING BOLT - Ø1/4" X 1 7/8"</p> <p>BOULON D'ASSEMBLAGE - Ø1/4" X 1 7/8"</p>	<b>8</b>
<b>C</b>		<p>PLASTIC WASHER - Ø3/8"</p> <p>RONDELLE DE PLASTIQUE - Ø3/8"</p>	<b>8</b>
<b>D</b>		<p>METAL WASHER - Ø1/4"</p> <p>RONDELLE DE MÉTAL - Ø1/4"</p>	<b>8</b>
<b>E</b>		<p>HEX KEY</p> <p>CLÉ HEXAGONALE</p>	<b>1</b>



OUTIL DE VÉRIFICATION DE DIMENSIONS DES PIÈCES  
HARDWARE DIMENSIONS VERIFICATION TOOL



ÉTAPE / STEP 1



ÉTAPE / STEP 2

